Adam
(Hazbin Hotel)



papercraft
by
Antyyy


*Glue halo on horns
*Glue middle of halo on head top
Antyyy's Papercrafts
Everything ANIME made out of paper!


Antyyy's Papercrafts
Everything ANIME made out of paper!





*Glue this on backside only,
if you'll make the optional stand.
Else, leave it out.


Antyyy's Papercrafts
Everything ANIME made out of paper!





*Optional stand





*Optional stand

*1. wing option
Glue a flat wire in between both sides,
to make them stand better and move.



*1. wing option
Glue a flat wire in between both sides,
to make them stand better and move.





*2. wing option
Glue a flat wire in between both sides,
to make them stand better and move.



*2. wing option
Glue a flat wire in between both sides,
to make them stand better and move.



*2. wing option
Glue a flat wire in between both sides,
to make them stand better and move.



*2. wing option
Glue a flat wire in between both sides,
to make them stand better and move.



DeviantArt

https://www.deviantart.com/antyyy/

Facebook

https://www.facebook.com/antyyyspapercrafts/

Ko-fi

https://ko-fi.com/antyyyspapercrafts

Patreon

https://www.patreon.com/antyyyspapercrafts/

Pixiv

https://www.pixiv.net/en/users/12367064